

## PETERBOROUGH - Galway-Cavendish and Harvey Q2 2023

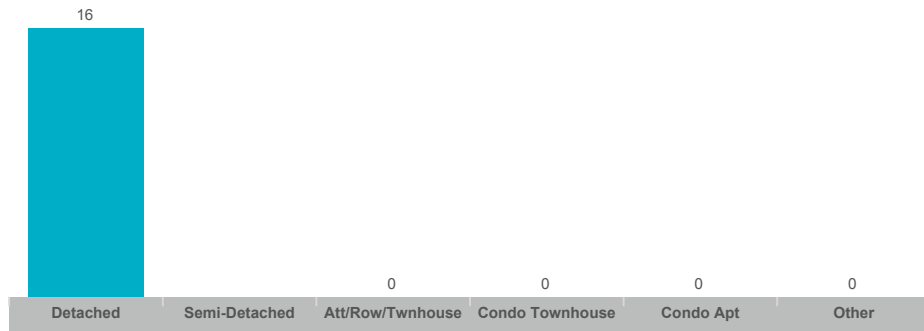


**SUMMARY OF EXISTING HOME TRANSACTIONS****All Home Types 2023 Q2****Galway-Cavendish and Harvey**

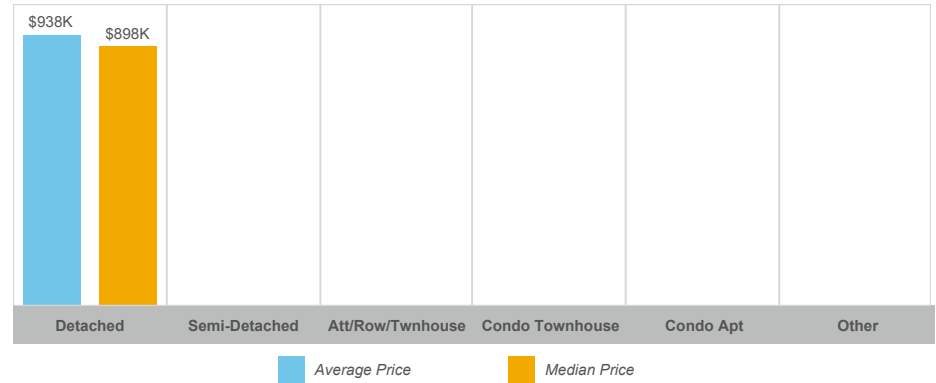
| Community                         | Sales | Dollar Volume | Average Price | Median Price | New Listings | Active Listings | Avg. SP/LP | Avg. DOM |
|-----------------------------------|-------|---------------|---------------|--------------|--------------|-----------------|------------|----------|
| Rural Galway-Cavendish and Harvey | 16    | \$15,000,777  | \$937,549     | \$897,500    | 52           | 17              | 98%        | 29       |

The source of all slides is the Toronto Regional Real Estate Board. Some statistics are not reported when the number of transactions is two (2) or less. Statistics are updated on a monthly basis. Quarterly community statistics in this report may not match quarterly sums calculated from past TRREB publications.

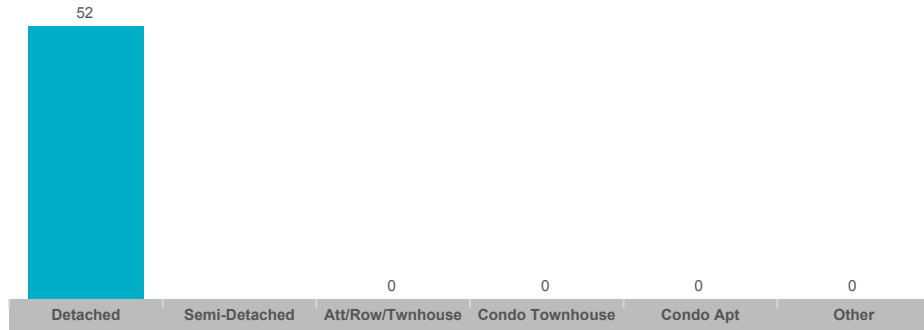
### Number of Transactions



### Average/Median Selling Price



### Number of New Listings



### Sales-to-New Listings Ratio



### Average Days on Market



### Average Sales Price to List Price Ratio



The source of all slides is the Toronto Regional Real Estate Board. Some statistics are not reported when the number of transactions is two (2) or less. Statistics are updated on a monthly basis. Quarterly community statistics in this report may not match quarterly sums calculated from past TRREB publications.