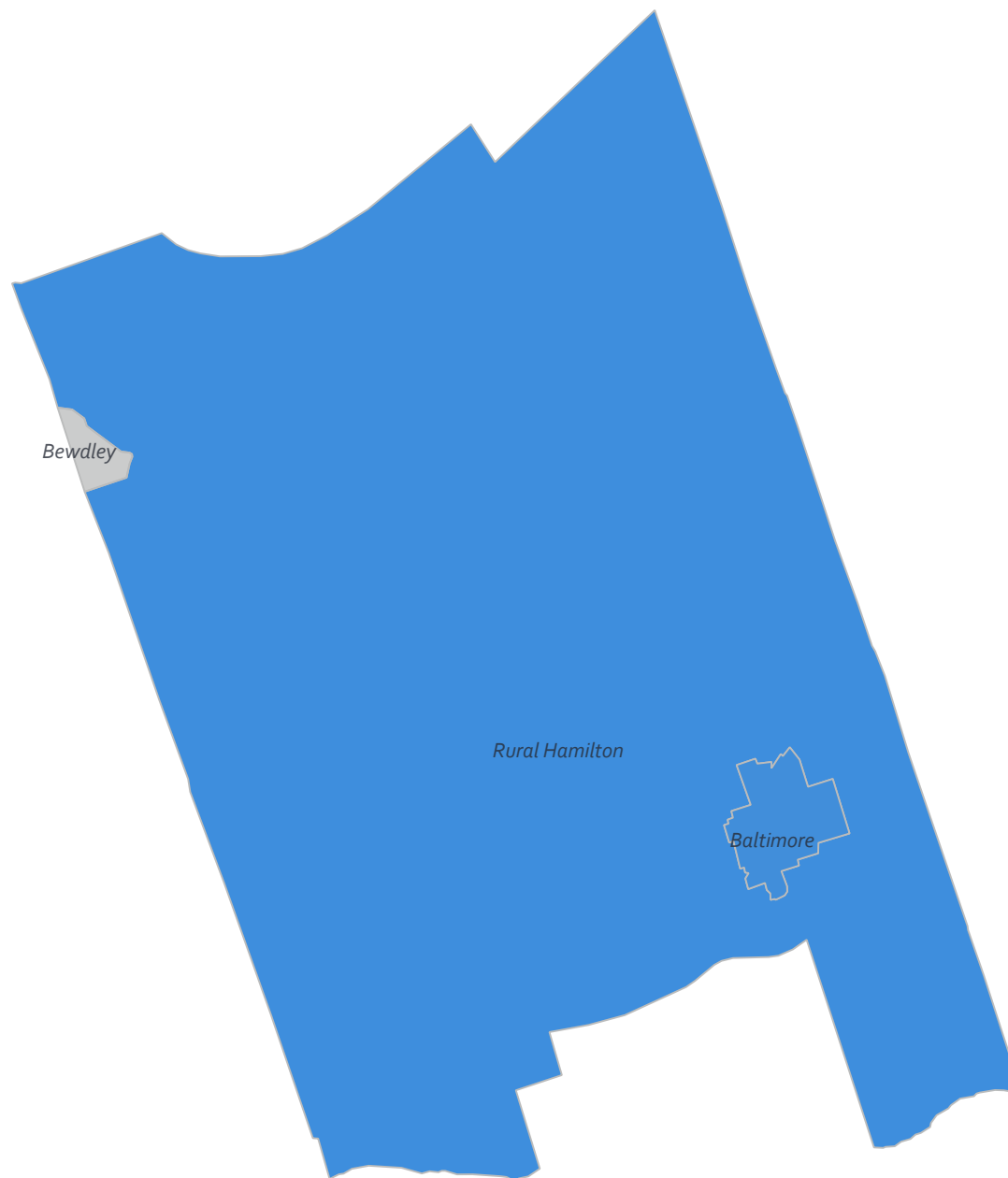


NORTHUMBERLAND - Hamilton Township Q4 2023



SUMMARY OF EXISTING HOME TRANSACTIONS

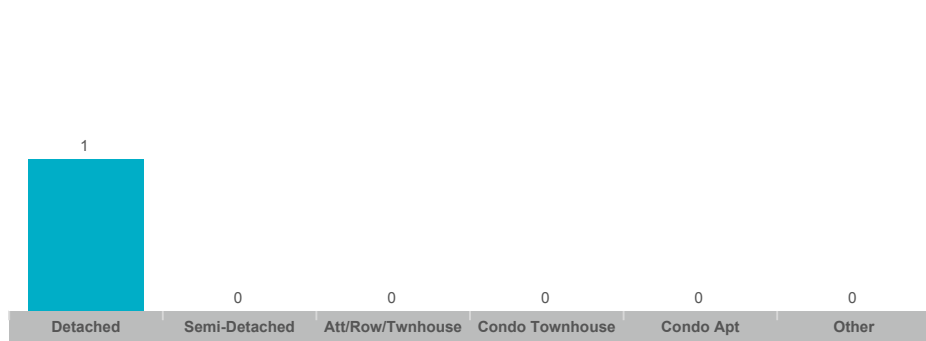
All Home Types 2023 Q4

Hamilton Township

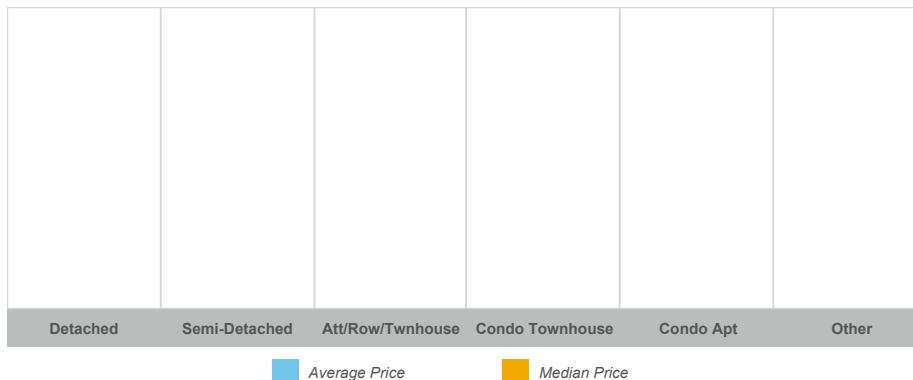
Community	Sales	Dollar Volume	Average Price	Median Price	New Listings	Active Listings	Avg. SP/LP	Avg. DOM
Baltimore	1				8	7		
Bewdley	2				2	1		
Rural Hamilton	11	\$8,723,000	\$793,000	\$640,000	25	13	96%	60

The source of all slides is the Toronto Regional Real Estate Board. Some statistics are not reported when the number of transactions is two (2) or less. Statistics are updated on a monthly basis. Quarterly community statistics in this report may not match quarterly sums calculated from past TRREB publications.

Number of Transactions



Average/Median Selling Price



Number of New Listings




Sales-to-New Listings Ratio



Average Days on Market

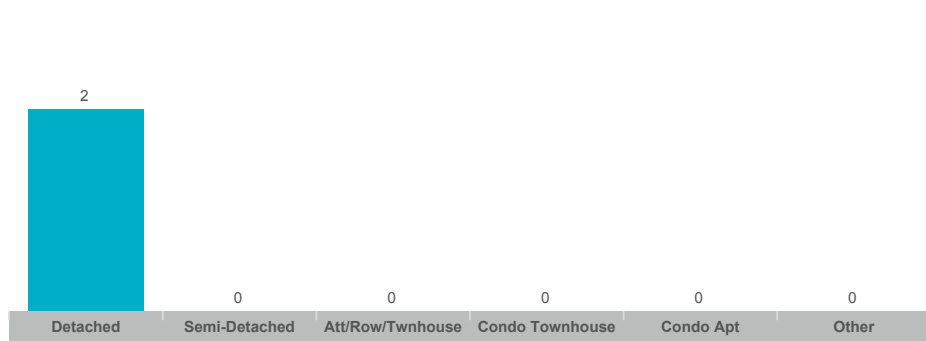


Average Sales Price to List Price Ratio

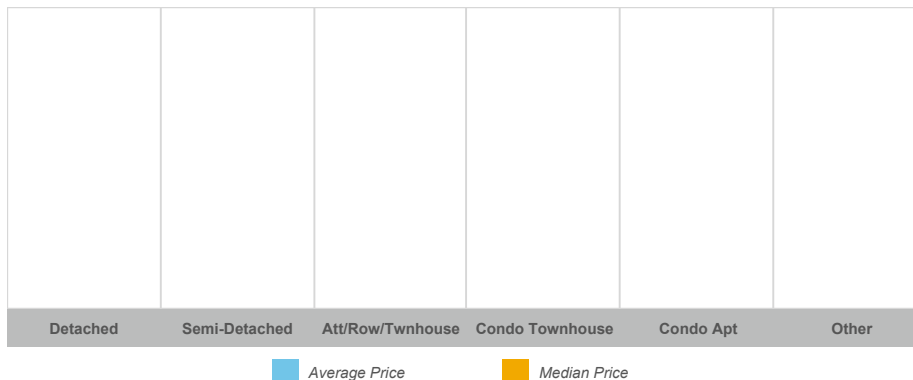


The source of all slides is the Toronto Regional Real Estate Board. Some statistics are not reported when the number of transactions is two (2) or less. Statistics are updated on a monthly basis. Quarterly community statistics in this report may not match quarterly sums calculated from past TRREB publications.

Number of Transactions



Average/Median Selling Price



Number of New Listings




Sales-to-New Listings Ratio



Average Days on Market

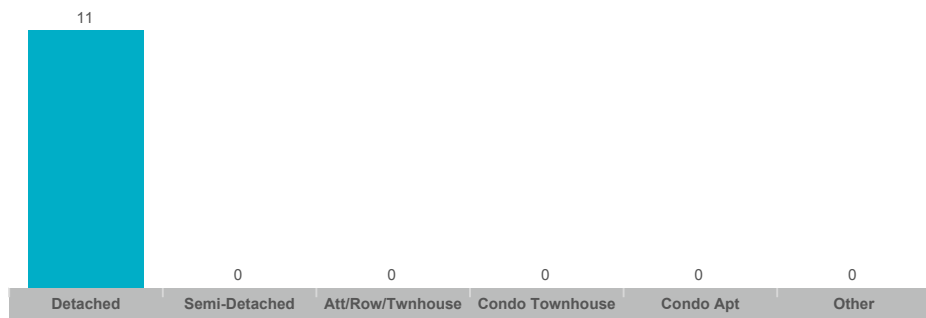


Average Sales Price to List Price Ratio

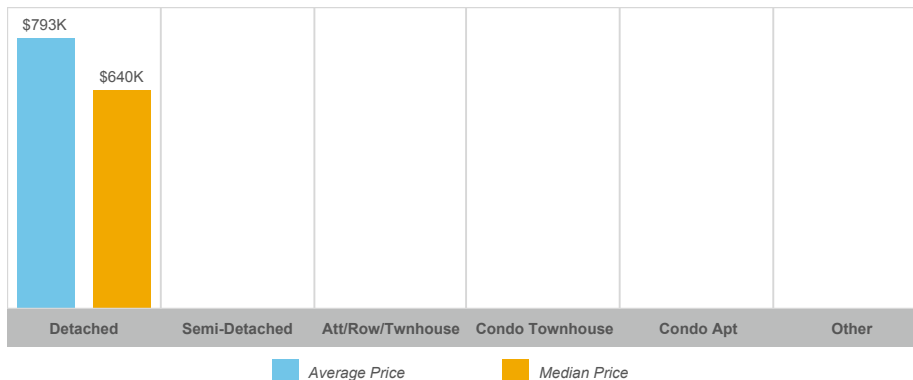


The source of all slides is the Toronto Regional Real Estate Board. Some statistics are not reported when the number of transactions is two (2) or less. Statistics are updated on a monthly basis. Quarterly community statistics in this report may not match quarterly sums calculated from past TRREB publications.

Number of Transactions



Average/Median Selling Price



Number of New Listings



Sales-to-New Listings Ratio



Average Days on Market



Average Sales Price to List Price Ratio



The source of all slides is the Toronto Regional Real Estate Board. Some statistics are not reported when the number of transactions is two (2) or less. Statistics are updated on a monthly basis. Quarterly community statistics in this report may not match quarterly sums calculated from past TRREB publications.