

PETERBOROUGH - Douro-Dummer Q2 2023



SUMMARY OF EXISTING HOME TRANSACTIONS

All Home Types 2023 Q2

Douro-Dummer

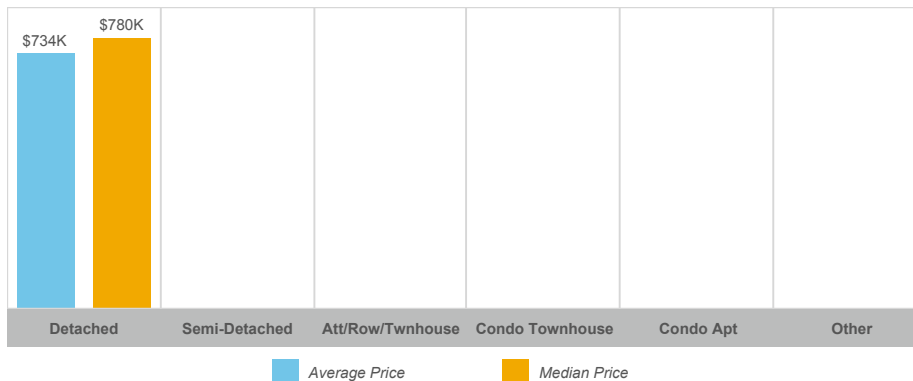
Community	Sales	Dollar Volume	Average Price	Median Price	New Listings	Active Listings	Avg. SP/LP	Avg. DOM
Rural Douro-Dummer	8	\$5,872,000	\$734,000	\$780,000	18	14	101%	17

The source of all slides is the Toronto Regional Real Estate Board. Some statistics are not reported when the number of transactions is two (2) or less. Statistics are updated on a monthly basis. Quarterly community statistics in this report may not match quarterly sums calculated from past TRREB publications.

Number of Transactions




Average/Median Selling Price



Number of New Listings




Sales-to-New Listings Ratio



Average Days on Market



Average Sales Price to List Price Ratio



The source of all slides is the Toronto Regional Real Estate Board. Some statistics are not reported when the number of transactions is two (2) or less. Statistics are updated on a monthly basis. Quarterly community statistics in this report may not match quarterly sums calculated from past TRREB publications.