

## PETERBOROUGH - Douro-Dummer Q1 2024



## SUMMARY OF EXISTING HOME TRANSACTIONS

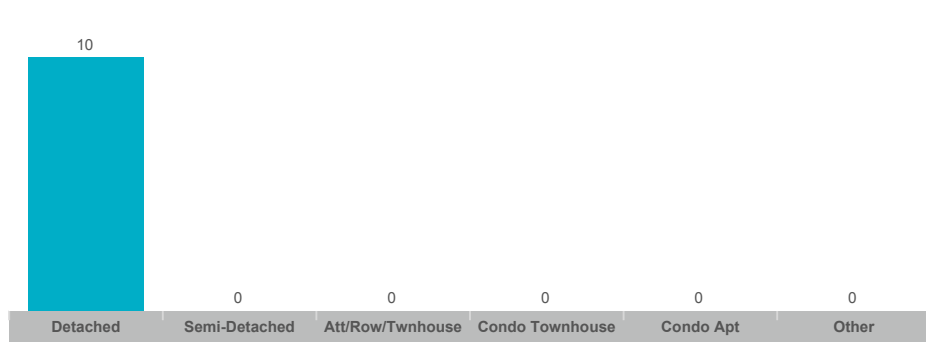
## All Home Types 2024 Q1

### Douro-Dummer

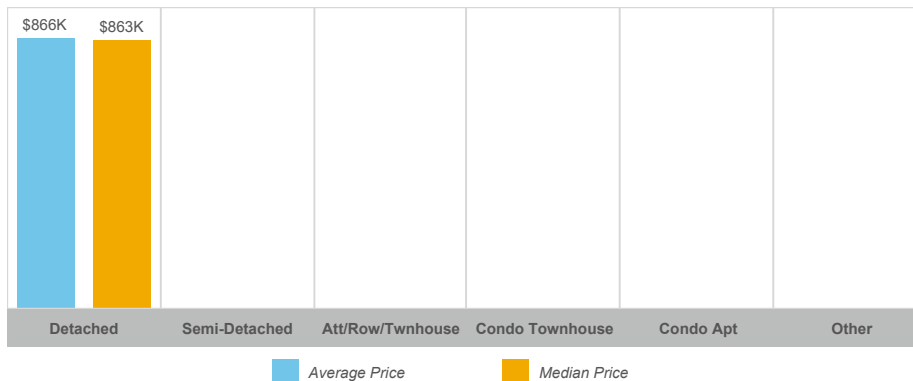
| Community          | Sales | Dollar Volume | Average Price | Median Price | New Listings | Active Listings | Avg. SP/LP | Avg. DOM |
|--------------------|-------|---------------|---------------|--------------|--------------|-----------------|------------|----------|
| Rural Douro-Dummer | 10    | \$8,659,000   | \$865,900     | \$862,500    | 31           | 11              | 97%        | 29       |

The source of all slides is the Toronto Regional Real Estate Board. Some statistics are not reported when the number of transactions is two (2) or less. Statistics are updated on a monthly basis. Quarterly community statistics in this report may not match quarterly sums calculated from past TRREB publications.

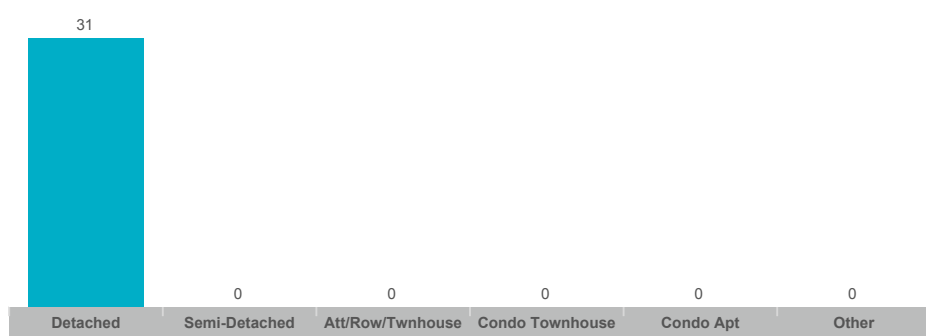
### Number of Transactions



### Average/Median Selling Price



### Number of New Listings




### Sales-to-New Listings Ratio



### Average Days on Market



### Average Sales Price to List Price Ratio



The source of all slides is the Toronto Regional Real Estate Board. Some statistics are not reported when the number of transactions is two (2) or less. Statistics are updated on a monthly basis. Quarterly community statistics in this report may not match quarterly sums calculated from past TRREB publications.