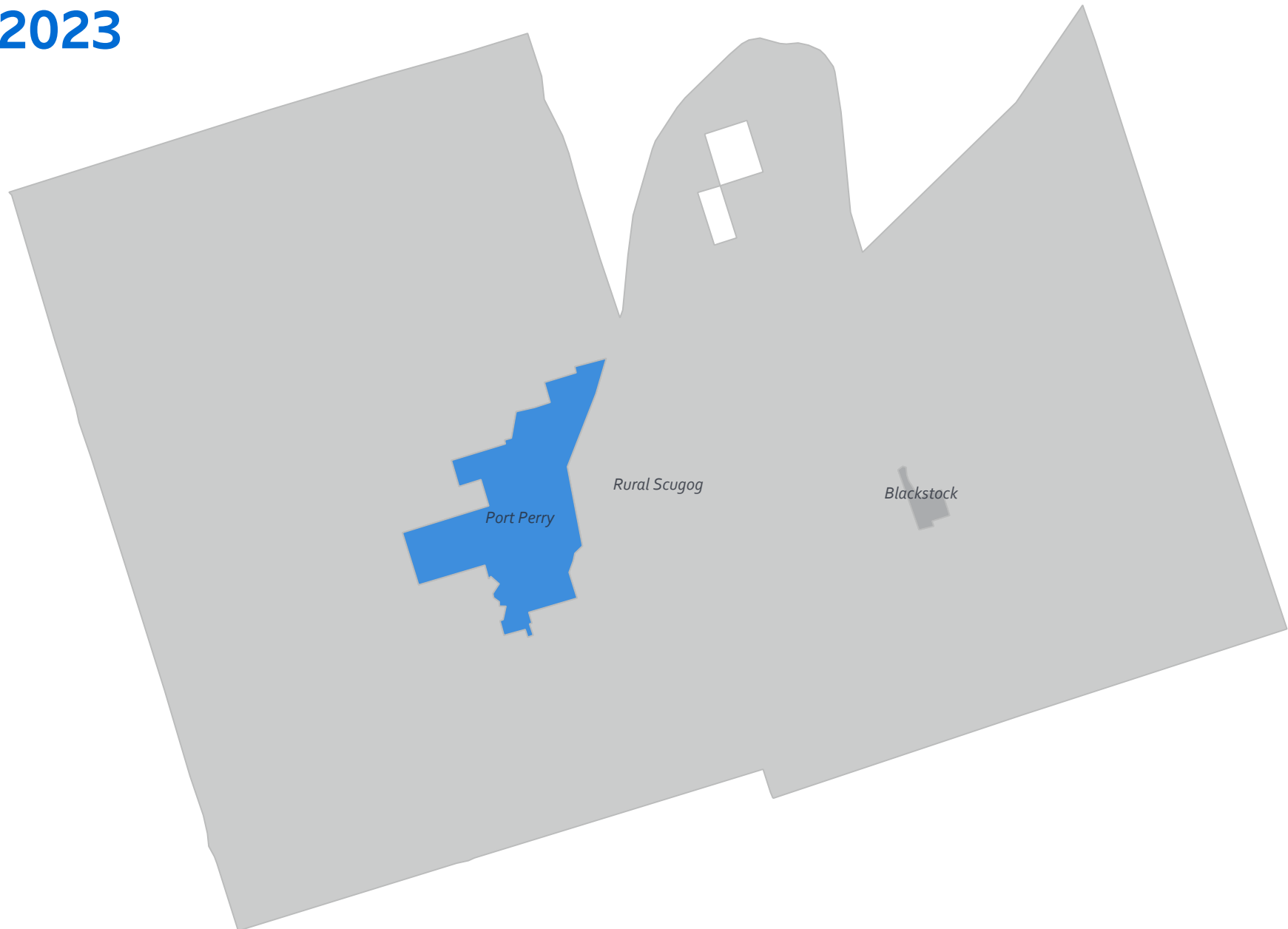


DURHAM - Scugog Q1 2023




SUMMARY OF EXISTING HOME TRANSACTIONS**All Home Types 2023 Q1****Scugog**

Community	Sales	Dollar Volume	Average Price	Median Price	New Listings	Active Listings	Avg. SP/LP	Avg. DOM
Blackstock	2				4	2		
Port Perry	31	\$28,569,750	\$921,605	\$840,000	55	21	98%	36
Rural Scugog	14	\$13,102,300	\$935,879	\$775,000	29	11	97%	23

The source of all slides is the Toronto Regional Real Estate Board. Some statistics are not reported when the number of transactions is two (2) or less. Statistics are updated on a monthly basis. Quarterly community statistics in this report may not match quarterly sums calculated from past TRREB publications.

Number of Transactions



Average/Median Selling Price




Number of New Listings



Sales-to-New Listings Ratio



Average Days on Market

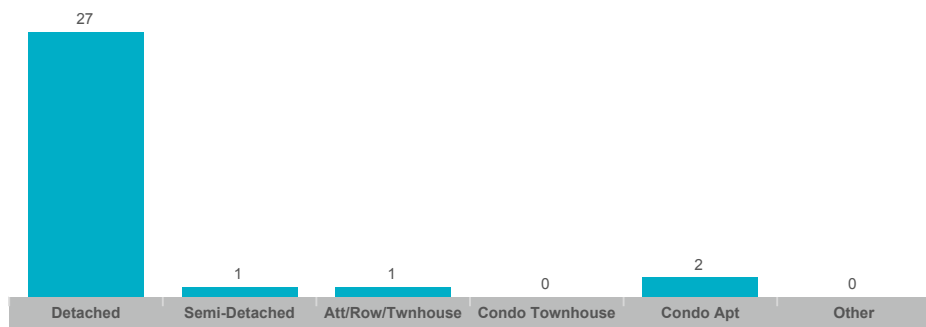


Average Sales Price to List Price Ratio

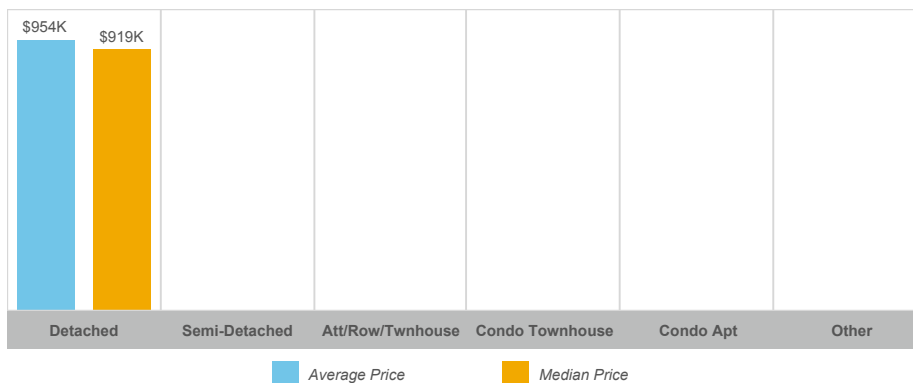


The source of all slides is the Toronto Regional Real Estate Board. Some statistics are not reported when the number of transactions is two (2) or less. Statistics are updated on a monthly basis. Quarterly community statistics in this report may not match quarterly sums calculated from past TRREB publications.


Number of Transactions



Average/Median Selling Price




Number of New Listings



Sales-to-New Listings Ratio



Average Days on Market



Average Sales Price to List Price Ratio

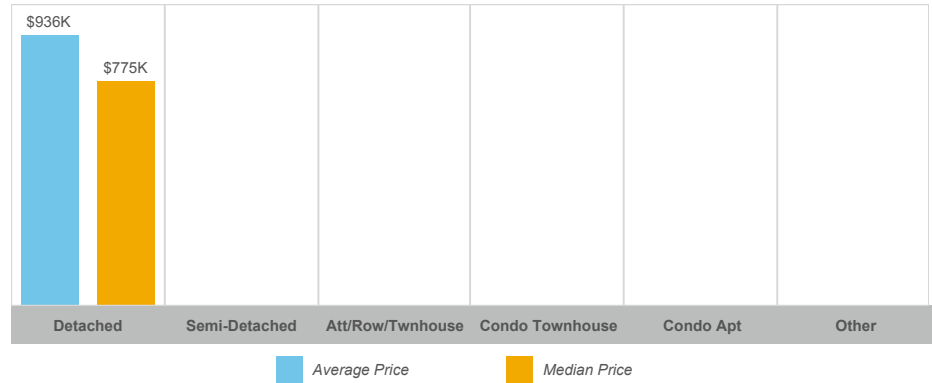


The source of all slides is the Toronto Regional Real Estate Board. Some statistics are not reported when the number of transactions is two (2) or less. Statistics are updated on a monthly basis. Quarterly community statistics in this report may not match quarterly sums calculated from past TRREB publications.

Number of Transactions



Average/Median Selling Price




Number of New Listings



Sales-to-New Listings Ratio



Average Days on Market



Average Sales Price to List Price Ratio



The source of all slides is the Toronto Regional Real Estate Board. Some statistics are not reported when the number of transactions is two (2) or less. Statistics are updated on a monthly basis. Quarterly community statistics in this report may not match quarterly sums calculated from past TRREB publications.