

# MARKET

## STATS AT A GLANCE

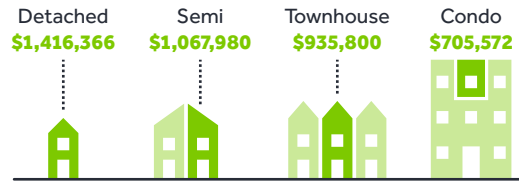


**AUGUST 2023**

### AVERAGE SELLING PRICE

**\$1,082,496**


**0.32% more** than  
Aug. '22 (**\$1,079,048**)



### HOME SALES

**5,294**

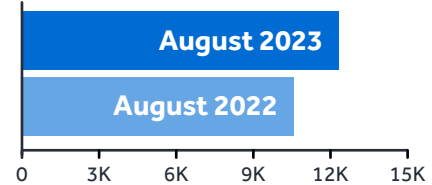
**5.2% less** than  
Aug. '22 (**5,584**)



### NEW LISTINGS

**12,296**

**16.2% more** than  
Aug. '22 (**10,578**)



### SALES-TO-NEW-LISTINGS RATIO

August 2023:  $(5,294 \div 12,296) \times 100 =$

August 2022:  $(5,584 \div 10,578) \times 100 =$

