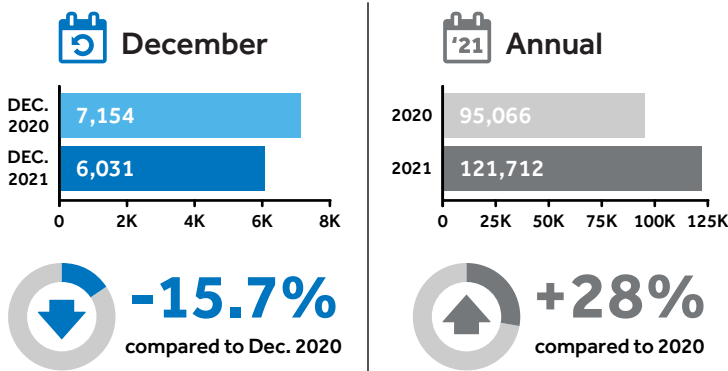


Market Watch by the Numbers

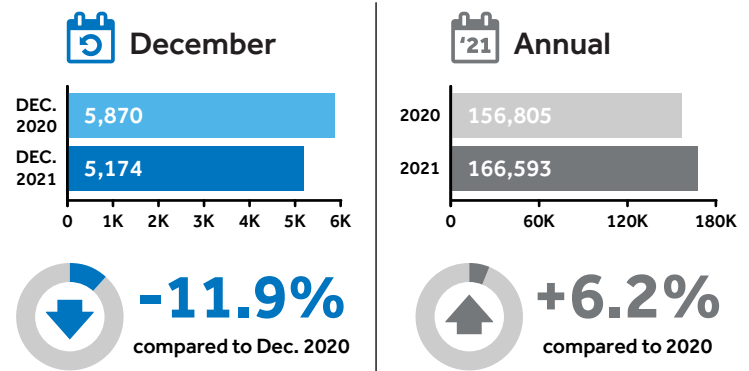
December 2021 & Year in Review



Total Residential Transactions



Total New Listings



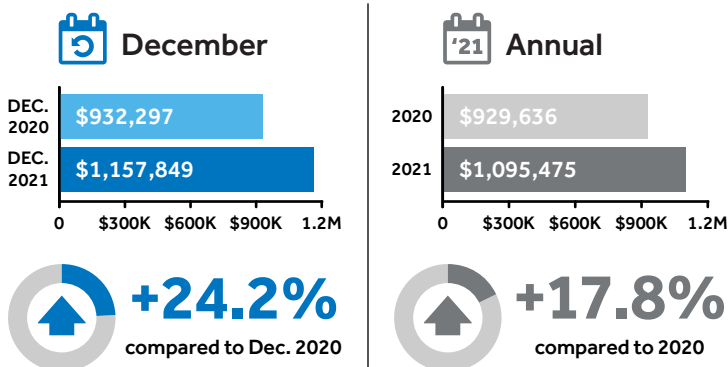
“ On February 3, TRREB will release its latest *Market Outlook and Year in Review* report. The report will include survey results and research that will help us navigate 2022 and beyond. ”

– John DiMichele, TRREB CEO

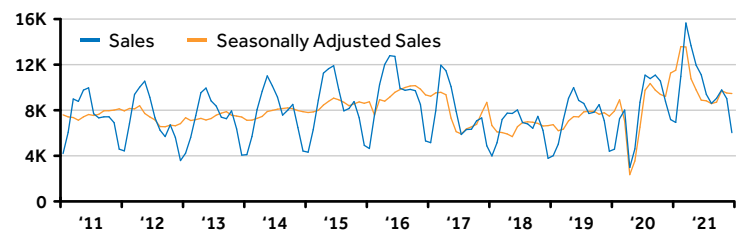
“ Despite continuing waves of COVID-19, demand for ownership housing sustained a record pace in 2021. Added to this was the fact that borrowing costs remained extremely low. ”

– Kevin Crigger, TRREB President

Average Selling Price



Seasonally Adjusted Figures*



Seasonality refers to a monthly (or quarterly) pattern that occurs in roughly the same manner from one year to the next, e.g., sales are highest in the spring and lowest in the winter each year.

*Preliminary seasonal adjustment undertaken by CREA. Removing normal seasonal variations allows for more meaningful analysis of monthly changes and underlying trends.