

MARKET

STATS AT A GLANCE

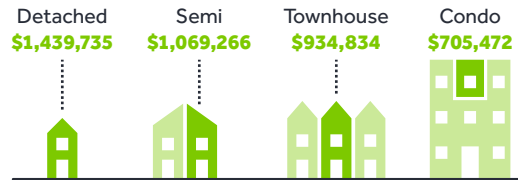


FEBRUARY 2023

AVERAGE SELLING PRICE

\$1,095,617


17.9% less than
Feb. '22 (**\$1,334,062**)



HOME SALES

4,783


47% less than
Feb. '22 (**9,028**)



NEW LISTINGS

8,367

40.9% less than
Feb. '22 (**14,153**)



SALES-TO-NEW-LISTINGS RATIO

Feb. 2023: $(4,783 \div 8,367) \times 100 =$

Feb. 2022: $(9,028 \div 14,153) \times 100 =$

