

MARKET

STATS AT A GLANCE

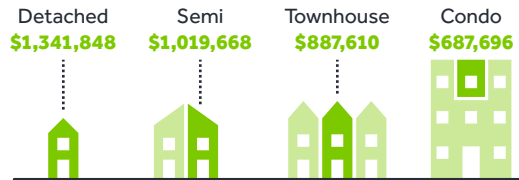


JANUARY 2023

AVERAGE SELLING PRICE

\$1,038,668


16.4% less than
Jan. '22 (\$1,242,407)



HOME SALES

3,100


44.6% less than
Jan. '22 (5,594)



NEW LISTINGS

7,688

3.7% less than
Jan. '22 (7,983)



SALES-TO-NEW-LISTINGS RATIO

Jan. 2023: $(3,100 \div 7,688) \times 100 =$

Jan. 2022: $(5,594 \div 7,983) \times 100 =$

