

MARKET

STATS AT A GLANCE

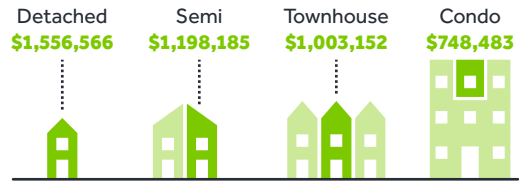


MAY 2023

AVERAGE SELLING PRICE

\$1,196,101


1.2% less than
May '22 (\$1,210,372)



HOME SALES

9,012

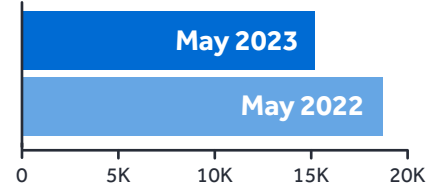
24.7% more than
May '22 (7,226)



NEW LISTINGS

15,194

18.7% less than
May '22 (18,687)



SALES-TO-NEW-LISTINGS RATIO

May 2023: $(9,012 \div 15,194) \times 100 =$

May 2022: $(7,226 \div 18,687) \times 100 =$

