

# MARKET

## STATS AT A GLANCE

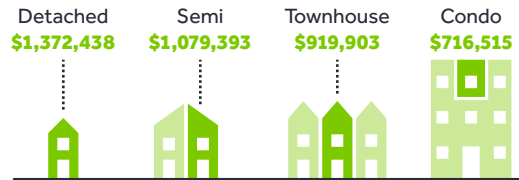


OCTOBER 2022

### AVERAGE SELLING PRICE

**\$1,089,428**


5.7% less than  
Oct. '21 (\$1,155,624)



### HOME SALES

**4,961**


49.1% less than  
Oct. '21 (9,743)



### NEW LISTINGS

**10,390**

11.6% less than  
Oct. '21 (11,749)



### SALES-TO-NEW-LISTINGS RATIO

Oct. 2022:  $(4,961 \div 10,390) \times 100 =$

Oct. 2021:  $(9,743 \div 11,749) \times 100 =$

