

MARKET

STATS AT A GLANCE

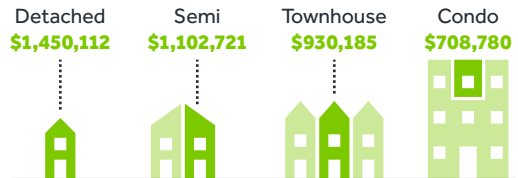


OCTOBER 2023

AVERAGE SELLING PRICE

\$1,125,928


3.5% more than
Oct. '22 (**\$1,087,590**)



HOME SALES

4,646


5.8% less than
Oct. '22 (**4,930**)



NEW LISTINGS

14,397

38% more than
Oct. '22 (**10,433**)



SALES-TO-NEW-LISTINGS RATIO

Oct. 2023: (**4,646** ÷ **14,397**) x 100 =

32%
47%

Oct. 2022: (**4,930** ÷ **10,433**) x 100 =

**NEW LISTINGS
SOLD**