

# MARKET

## STATS AT A GLANCE

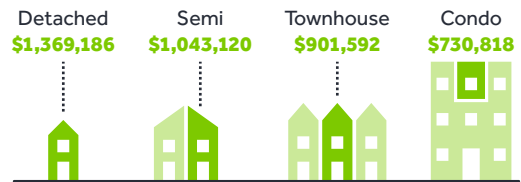


### SEPTEMBER 2022

#### AVERAGE SELLING PRICE

**\$1,086,762**


**4.3% less than**  
Sept. '21 (**\$1,135,027**)



#### HOME SALES

**5,038**


**44.1% less than**  
Sept. '21 (**9,010**)



#### NEW LISTINGS

**11,237**

**16.7% less than**  
Sept. '21 (**13,494**)



#### SALES-TO-NEW-LISTINGS RATIO

Sept. 2022:  $(5,038 \div 11,237) \times 100 =$

Sept. 2021:  $(9,010 \div 13,494) \times 100 =$

