


## DUFFERIN - Mono Q3 2023



## SUMMARY OF EXISTING HOME TRANSACTIONS

## All Home Types 2023 Q3

### Mono

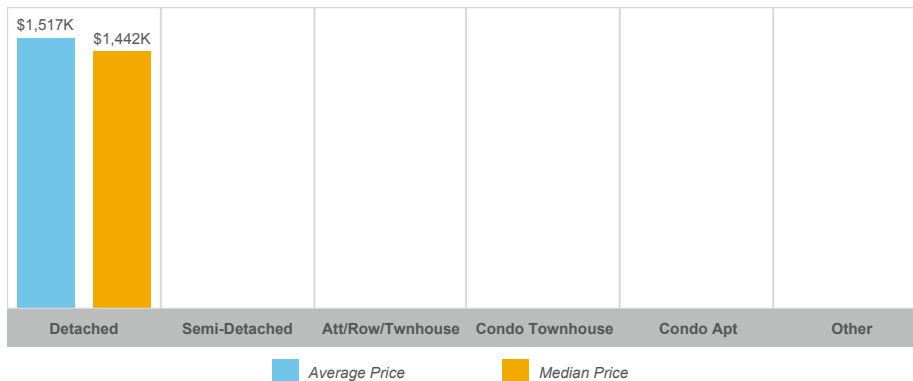
Community	Sales	Dollar Volume	Average Price	Median Price	New Listings	Active Listings	Avg. SP/LP	Avg. DOM
Rural Mono	25	\$37,916,000	\$1,516,640	\$1,442,000	69	51	94%	33

The source of all slides is the Toronto Regional Real Estate Board. Some statistics are not reported when the number of transactions is two (2) or less. Statistics are updated on a monthly basis. Quarterly community statistics in this report may not match quarterly sums calculated from past TRREB publications.

### Number of Transactions



### Average/Median Selling Price



### Number of New Listings




### Sales-to-New Listings Ratio



### Average Days on Market



### Average Sales Price to List Price Ratio



The source of all slides is the Toronto Regional Real Estate Board. Some statistics are not reported when the number of transactions is two (2) or less. Statistics are updated on a monthly basis. Quarterly community statistics in this report may not match quarterly sums calculated from past TRREB publications.