

SIMCOE - Collingwood Q3 2024



Collingwood

SUMMARY OF EXISTING HOME TRANSACTIONS

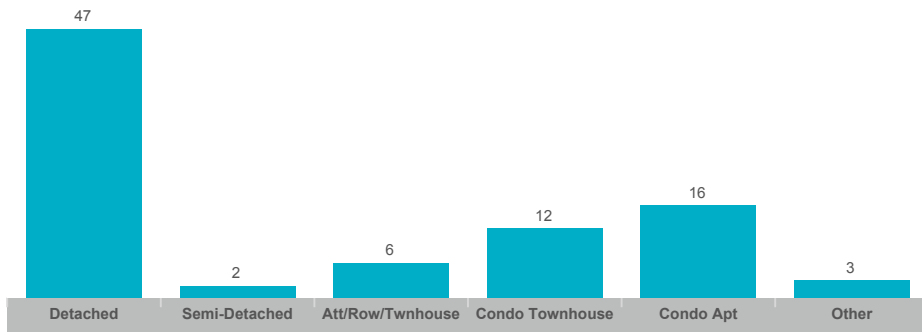
All Home Types 2024 Q3

Collingwood

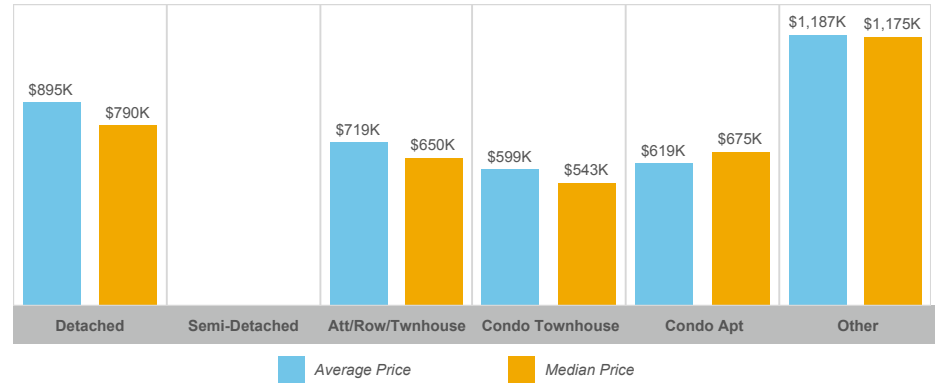
Community	Sales	Dollar Volume	Average Price	Median Price	New Listings	Active Listings	Avg. SP/LP	Avg. DOM
Collingwood	86	\$68,438,600	\$795,798	\$705,000	283	230	96%	49

The source of all slides is the Toronto Regional Real Estate Board. Some statistics are not reported when the number of transactions is two (2) or less. Statistics are updated on a monthly basis. Quarterly community statistics in this report may not match quarterly sums calculated from past TRREB publications.

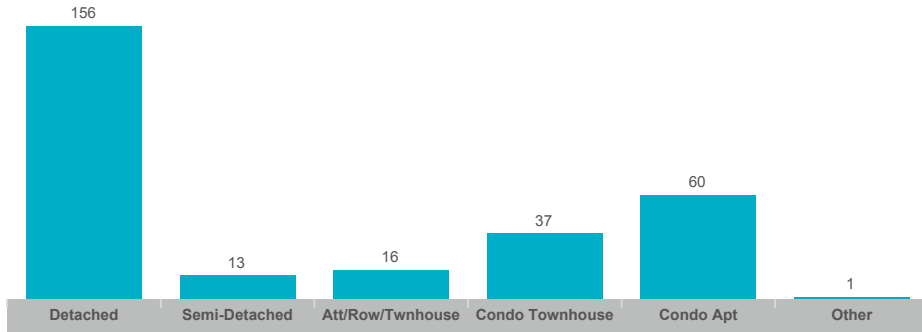
Number of Transactions



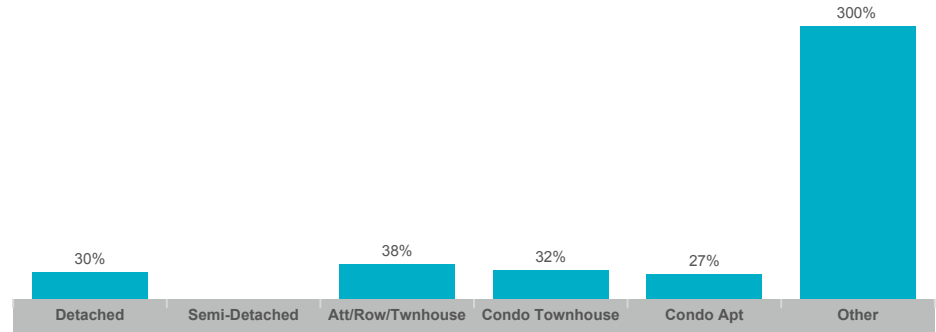
Average/Median Selling Price



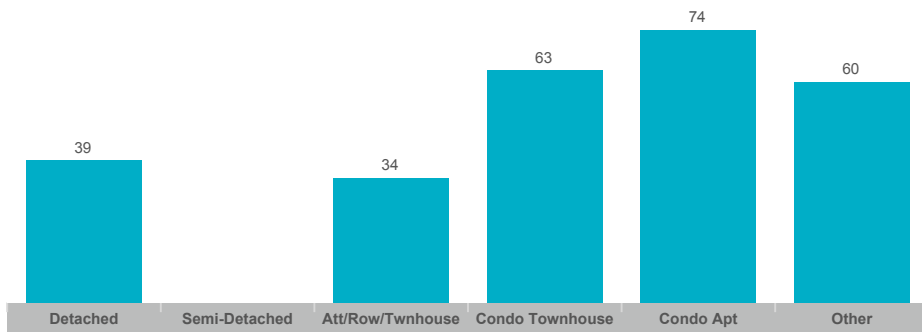
Number of New Listings



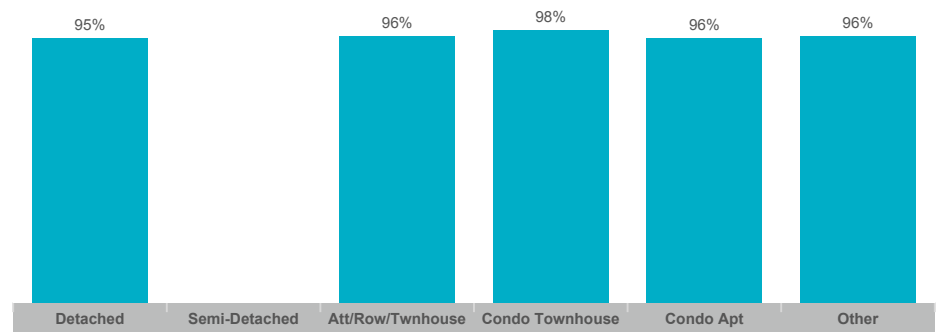
Sales-to-New Listings Ratio



Average Days on Market



Average Sales Price to List Price Ratio



The source of all slides is the Toronto Regional Real Estate Board. Some statistics are not reported when the number of transactions is two (2) or less. Statistics are updated on a monthly basis. Quarterly community statistics in this report may not match quarterly sums calculated from past TRREB publications.