

SIMCOE - Rama First Nation 32

Q4 2024



SUMMARY OF EXISTING HOME TRANSACTIONS

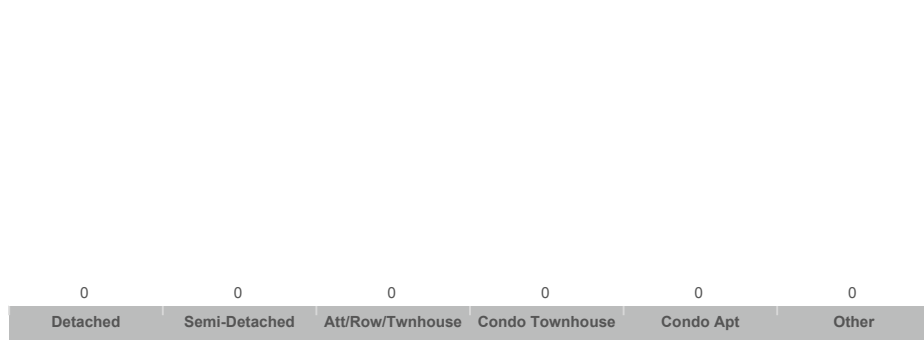
All Home Types 2024 Q4

Rama First Nation 32

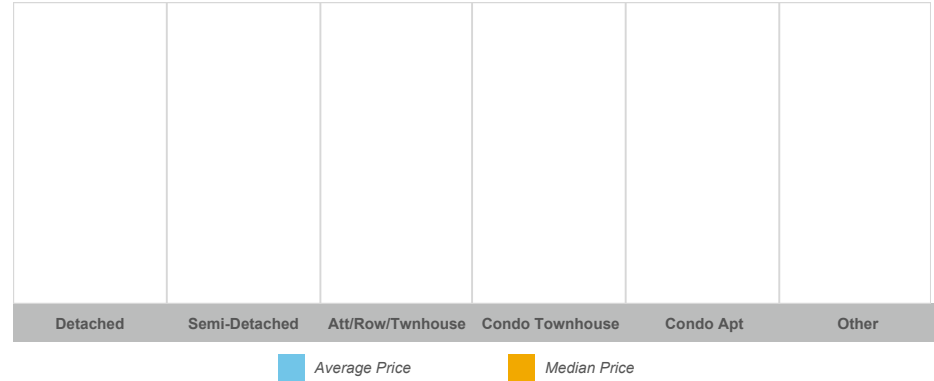
Community	Sales	Dollar Volume	Average Price	Median Price	New Listings	Active Listings	Avg. SP/LP	Avg. DOM
Rama First Nation	0				1.000	1.000		

The source of all slides is the Toronto Regional Real Estate Board. Some statistics are not reported when the number of transactions is two (2) or less. Statistics are updated on a monthly basis. Quarterly community statistics in this report may not match quarterly sums calculated from past TRREB publications.

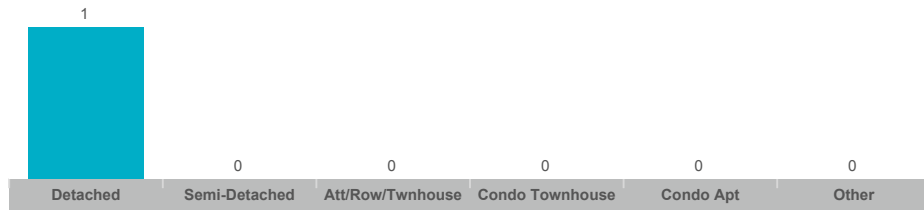
Number of Transactions



Average/Median Selling Price



Number of New Listings



Sales-to-New Listings Ratio



Average Days on Market



Average Sales Price to List Price Ratio



The source of all slides is the Toronto Regional Real Estate Board. Some statistics are not reported when the number of transactions is two (2) or less. Statistics are updated on a monthly basis. Quarterly community statistics in this report may not match quarterly sums calculated from past TRREB publications.