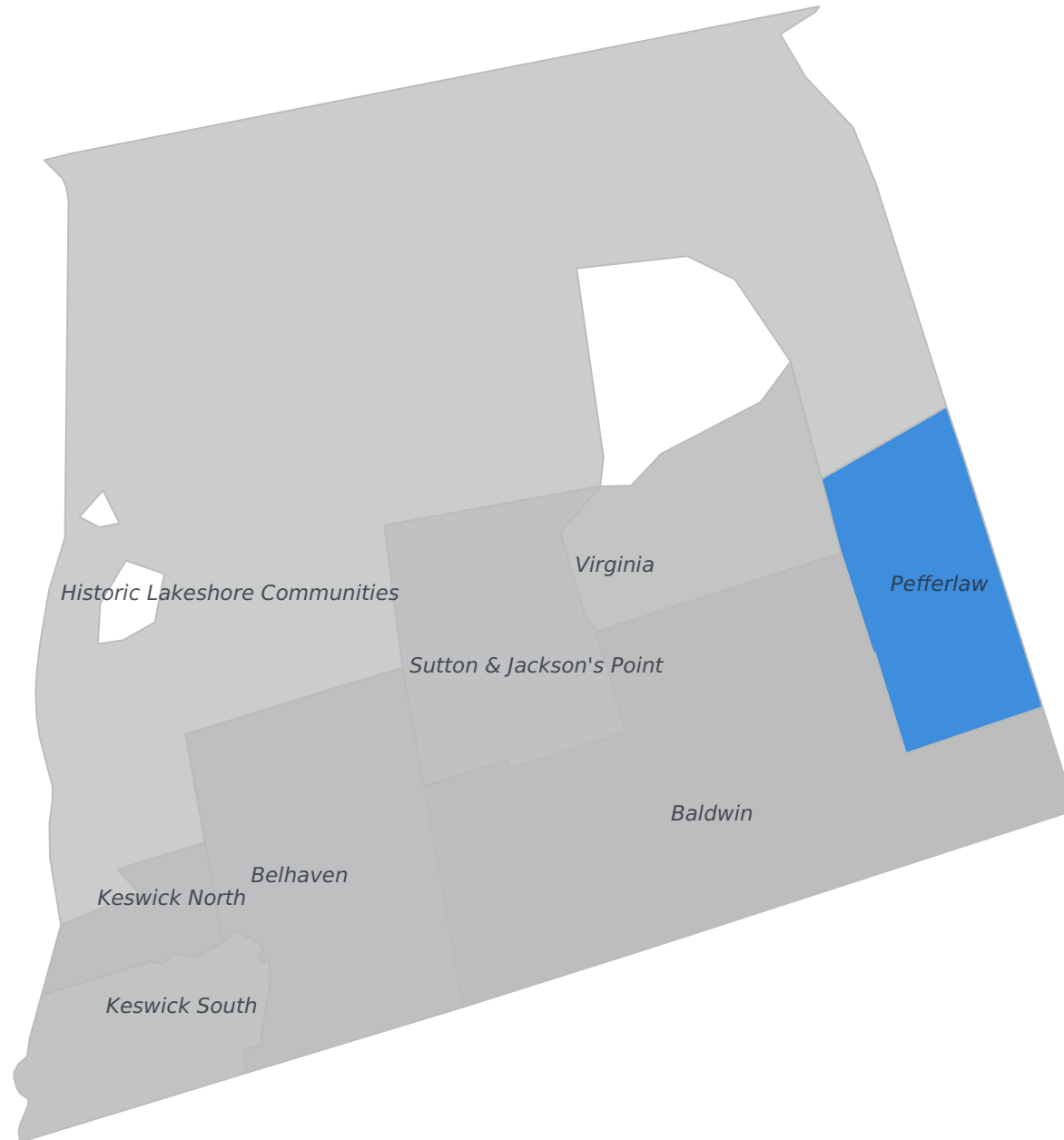


YORK - Georgina Q2 2025



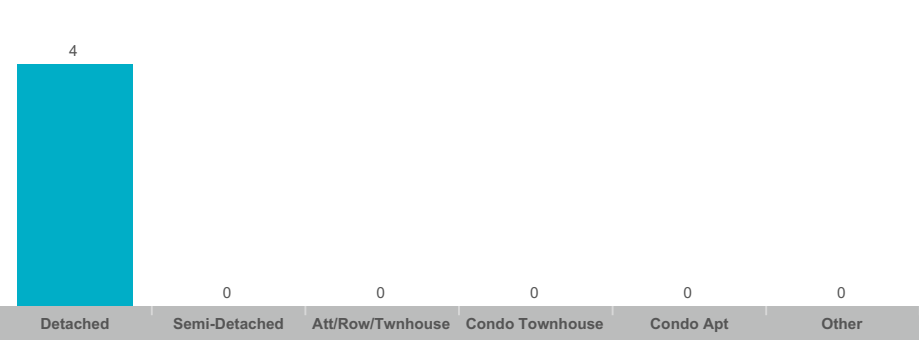
SUMMARY OF EXISTING HOME TRANSACTIONS

All Home Types 2025 Q2
Georgina

Community	Sales	Dollar Volume	Average Price	Median Price	New Listings	Active Listings	Avg. SP/LP	Avg. DOM
Baldwin	4	\$4,295,000	\$1,073,750	\$1,012,500	17	4	93%	17
Belhaven	0				3	4		
Historic Lakeshore Communities	15	\$13,556,400	\$903,760	\$820,000	58	31	96%	39
Keswick North	34	\$30,463,700	\$895,991	\$855,000	132	64	98%	27
Keswick South	75	\$63,012,350	\$840,165	\$800,000	218	98	99%	23
Pefferlaw	13	\$11,219,500	\$863,038	\$786,000	56	18	96%	25
Sutton & Jackson's Point	28	\$20,794,299	\$742,654	\$701,000	147	65	98%	29
Virginia	9	\$6,328,500	\$703,167	\$598,500	26	13	92%	48

The source of all slides is the Toronto Regional Real Estate Board. Some statistics are not reported when the number of transactions is two (2) or less. Statistics are updated on a monthly basis. Quarterly community statistics in this report may not match quarterly sums calculated from past TRREB publications.

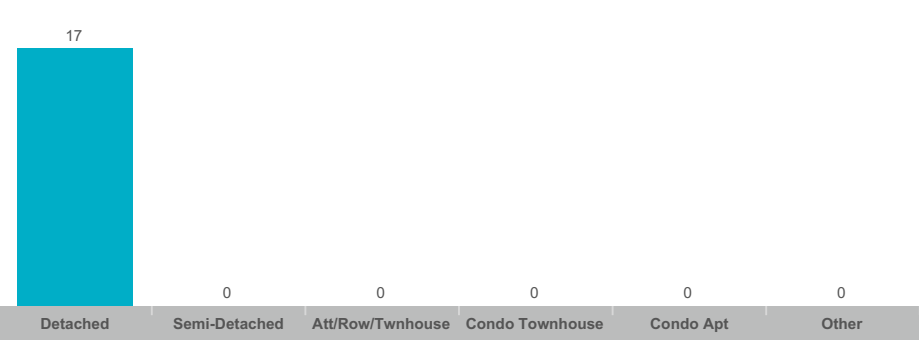
Number of Transactions



Average/Median Selling Price



Number of New Listings



Sales-to-New Listings Ratio



Average Days on Market

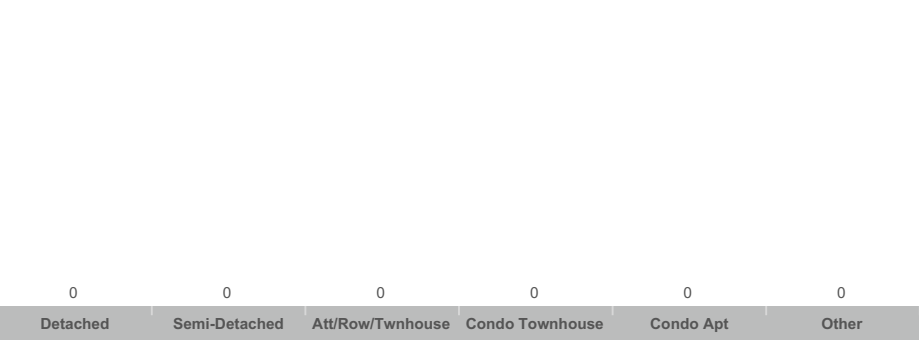


Average Sales Price to List Price Ratio



The source of all slides is the Toronto Regional Real Estate Board. Some statistics are not reported when the number of transactions is two (2) or less. Statistics are updated on a monthly basis. Quarterly community statistics in this report may not match quarterly sums calculated from past TRREB publications.

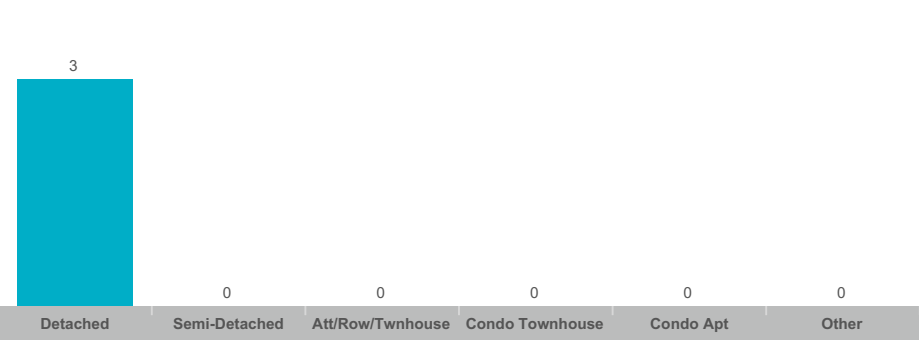
Number of Transactions



Average/Median Selling Price



Number of New Listings



Sales-to-New Listings Ratio



Average Days on Market

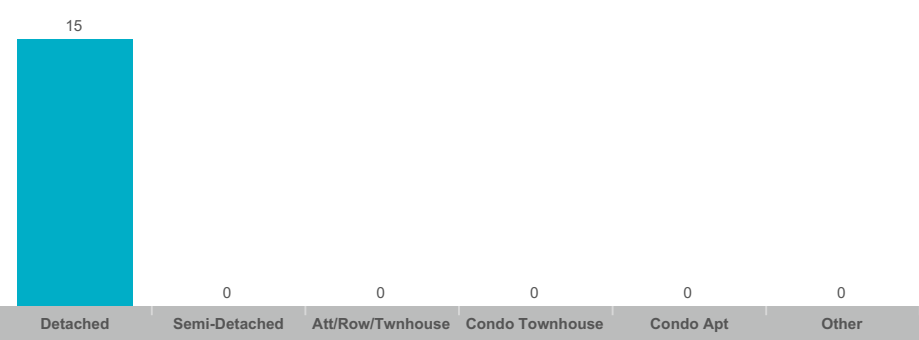


Average Sales Price to List Price Ratio



The source of all slides is the Toronto Regional Real Estate Board. Some statistics are not reported when the number of transactions is two (2) or less. Statistics are updated on a monthly basis. Quarterly community statistics in this report may not match quarterly sums calculated from past TRREB publications.

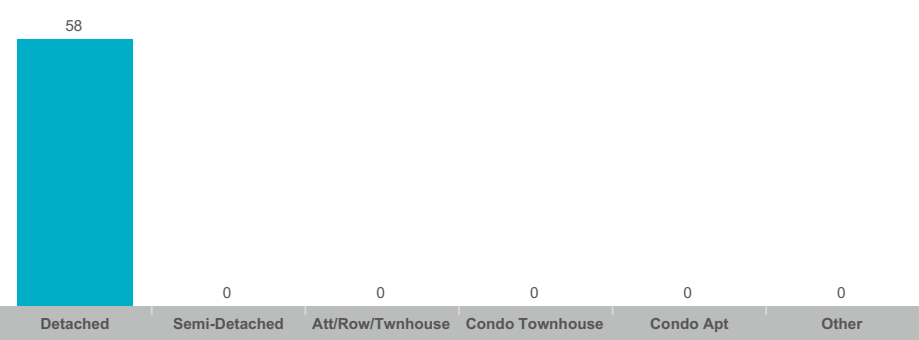
Number of Transactions



Average/Median Selling Price



Number of New Listings



Sales-to-New Listings Ratio



Average Days on Market

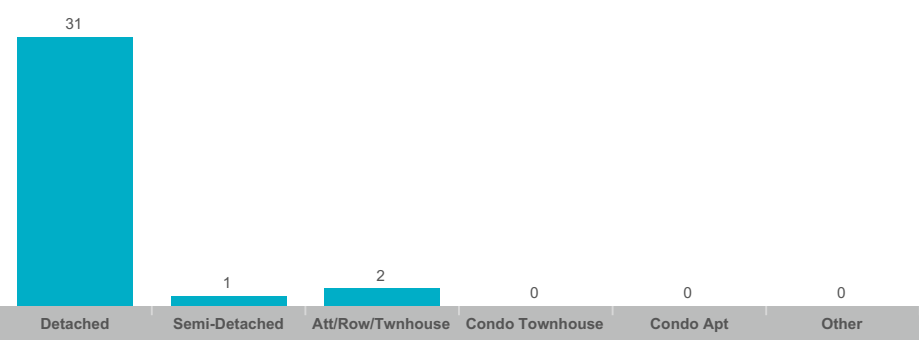


Average Sales Price to List Price Ratio



The source of all slides is the Toronto Regional Real Estate Board. Some statistics are not reported when the number of transactions is two (2) or less. Statistics are updated on a monthly basis. Quarterly community statistics in this report may not match quarterly sums calculated from past TRREB publications.

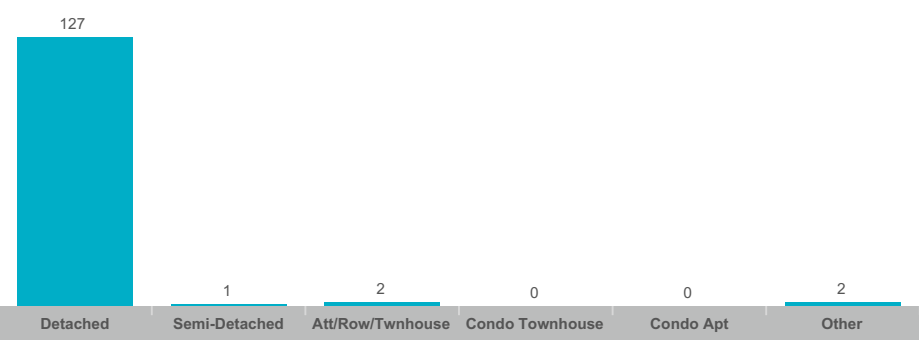
Number of Transactions



Average/Median Selling Price



Number of New Listings



Sales-to-New Listings Ratio



Average Days on Market

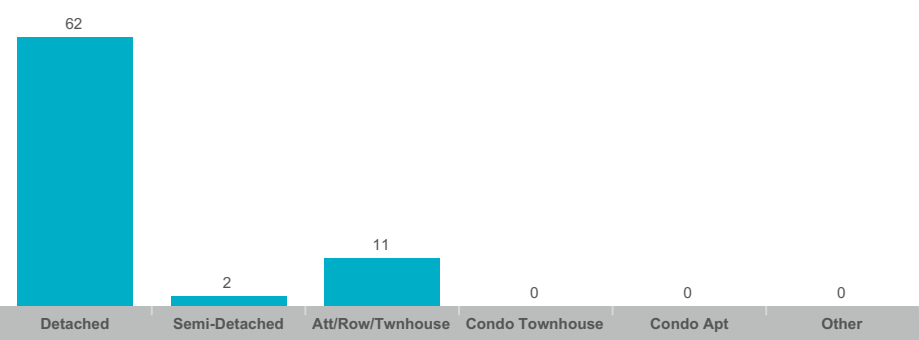


Average Sales Price to List Price Ratio

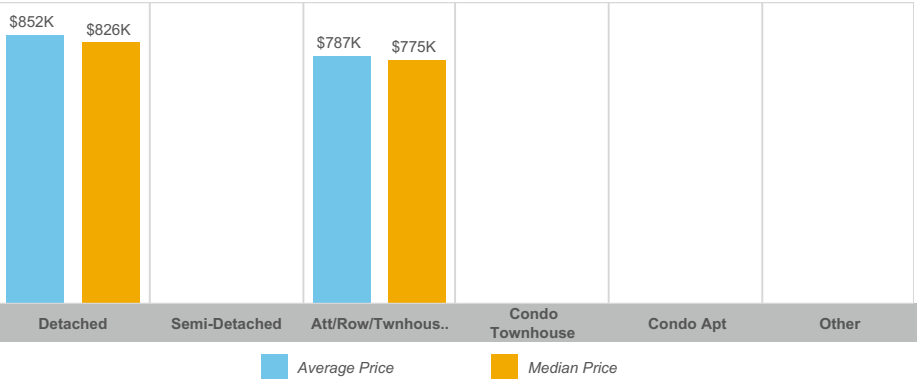


The source of all slides is the Toronto Regional Real Estate Board. Some statistics are not reported when the number of transactions is two (2) or less. Statistics are updated on a monthly basis. Quarterly community statistics in this report may not match quarterly sums calculated from past TRREB publications.

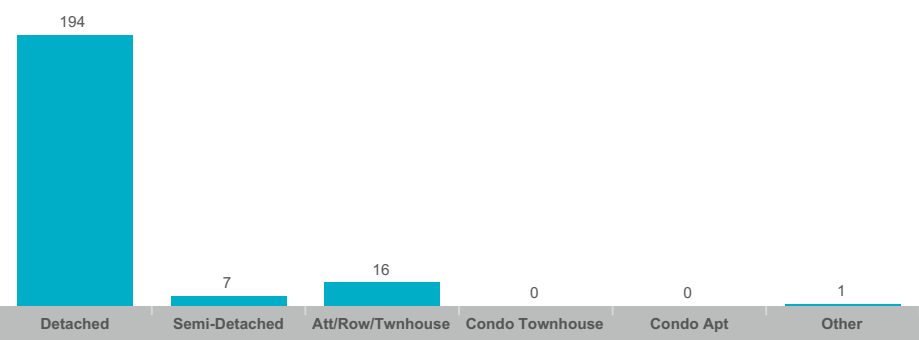
Number of Transactions



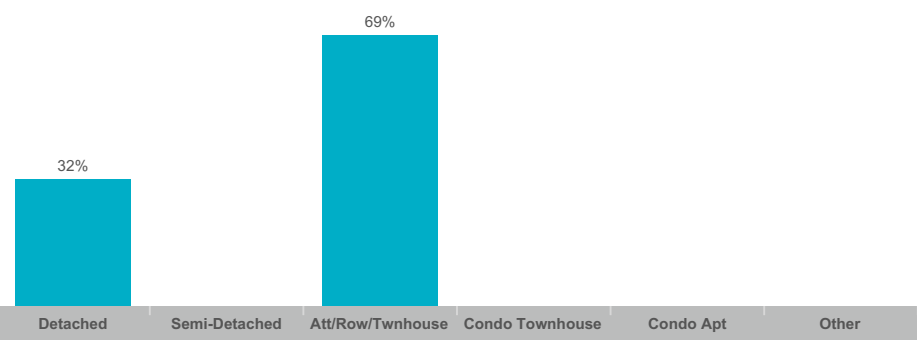
Average/Median Selling Price



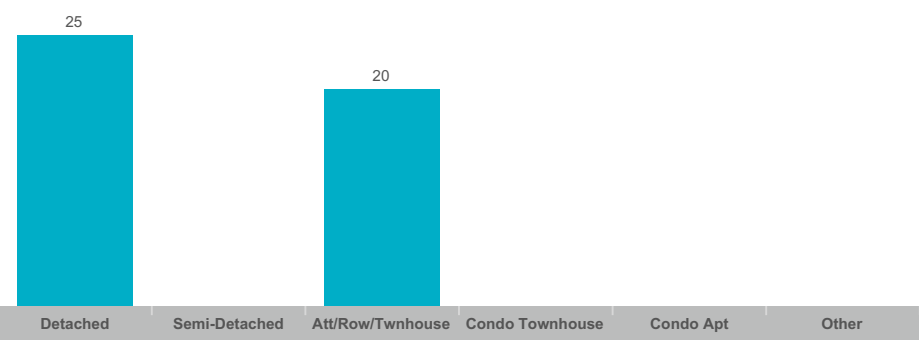
Number of New Listings



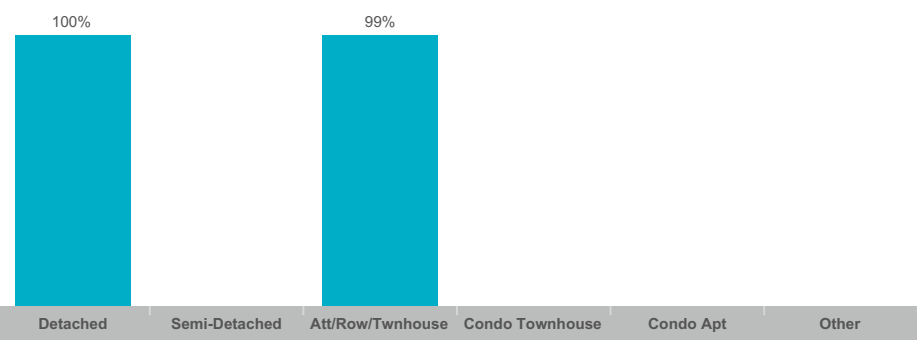
Sales-to-New Listings Ratio



Average Days on Market

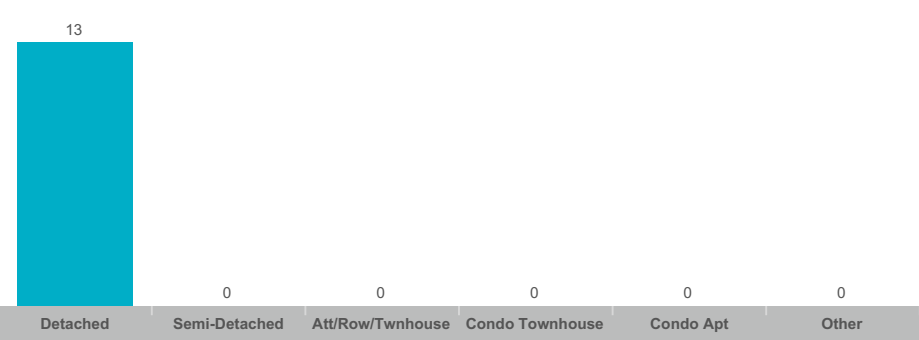


Average Sales Price to List Price Ratio



The source of all slides is the Toronto Regional Real Estate Board. Some statistics are not reported when the number of transactions is two (2) or less. Statistics are updated on a monthly basis. Quarterly community statistics in this report may not match quarterly sums calculated from past TRREB publications.

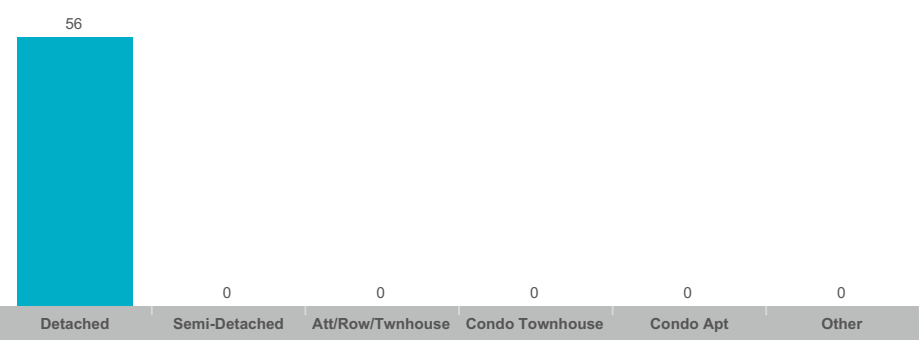
Number of Transactions



Average/Median Selling Price



Number of New Listings



Sales-to-New Listings Ratio



Average Days on Market



Average Sales Price to List Price Ratio



The source of all slides is the Toronto Regional Real Estate Board. Some statistics are not reported when the number of transactions is two (2) or less. Statistics are updated on a monthly basis. Quarterly community statistics in this report may not match quarterly sums calculated from past TRREB publications.

Number of Transactions

Detached	Semi-Detached	Att/Row/Twnhouse	Condo Townhouse	Condo Apt	Other
----------	---------------	------------------	-----------------	-----------	-------

Average/Median Selling Price

Detached	Semi-Detached	Att/Row/Twnhouse..	Condo Townhouse	Condo Apt	Other

Number of New Listings

Detached	Semi-Detached	Att/Row/Twnhouse	Condo Townhouse	Condo Apt	Other
----------	---------------	------------------	-----------------	-----------	-------

Sales-to-New Listings Ratio

Detached	Semi-Detached	Att/Row/Twnhouse	Condo Townhouse	Condo Apt	Other
----------	---------------	------------------	-----------------	-----------	-------

Average Days on Market

Detached	Semi-Detached	Att/Row/Twnhouse	Condo Townhouse	Condo Apt	Other
----------	---------------	------------------	-----------------	-----------	-------

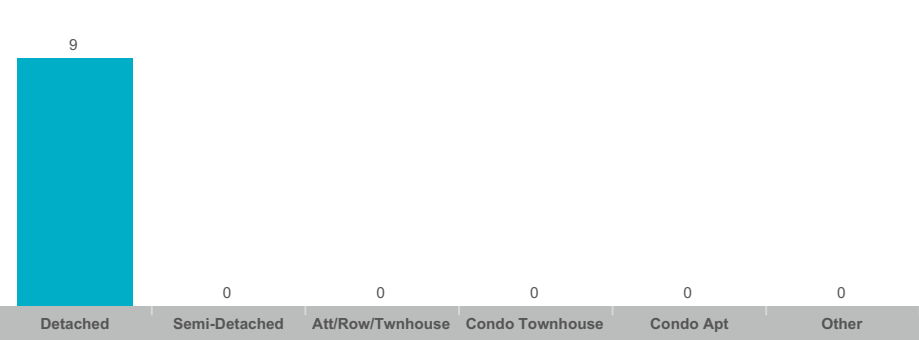
Average Sales Price to List Price Ratio

Detached	Semi-Detached	Att/Row/Twnhouse	Condo Townhouse	Condo Apt	Other
----------	---------------	------------------	-----------------	-----------	-------

The source of all slides is the Toronto Regional Real Estate Board. Some statistics are not reported when the number of transactions is two (2) or less. Statistics are updated on a monthly basis. Quarterly community statistics in this report may not match quarterly sums calculated from past TRREB publications.



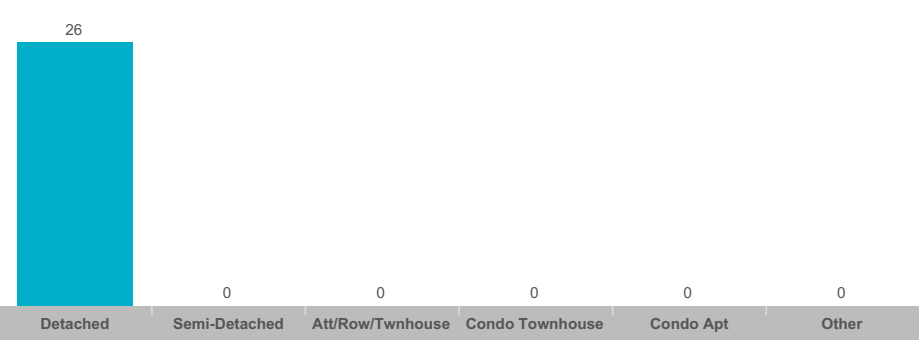
Number of Transactions



Average/Median Selling Price



Number of New Listings



Sales-to-New Listings Ratio



Average Days on Market



Average Sales Price to List Price Ratio



The source of all slides is the Toronto Regional Real Estate Board. Some statistics are not reported when the number of transactions is two (2) or less. Statistics are updated on a monthly basis. Quarterly community statistics in this report may not match quarterly sums calculated from past TRREB publications.