

## PETERBOROUGH - Douro-Dummer Q1 2026

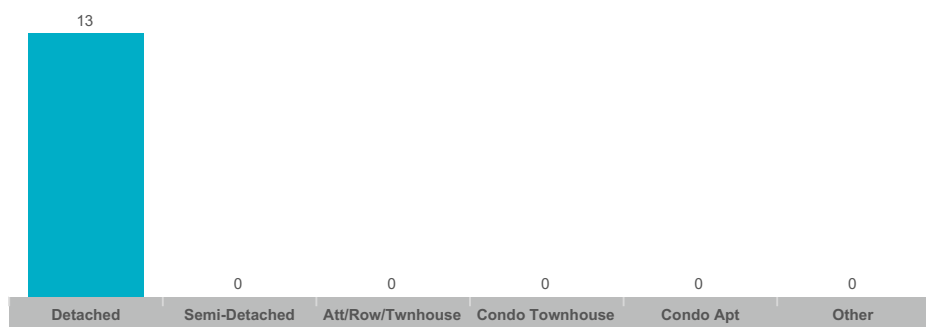


**SUMMARY OF EXISTING HOME TRANSACTIONS****All Home Types 2026 Q1****Douro-Dummer**

Community	Sales	Dollar Volume	Average Price	Median Price	New Listings	Active Listings	Avg. SP/LP	Avg. DOM
Douro-Dummer	13	\$9,448,900	\$726,838	\$675,000	27	10	97%	50
Rural Douro-Dummer	0				0	0		

The source of all slides is the Toronto Regional Real Estate Board. Some statistics are not reported when the number of transactions is two (2) or less. Statistics are updated on a monthly basis. Quarterly community statistics in this report may not match quarterly sums calculated from past TRREB publications.

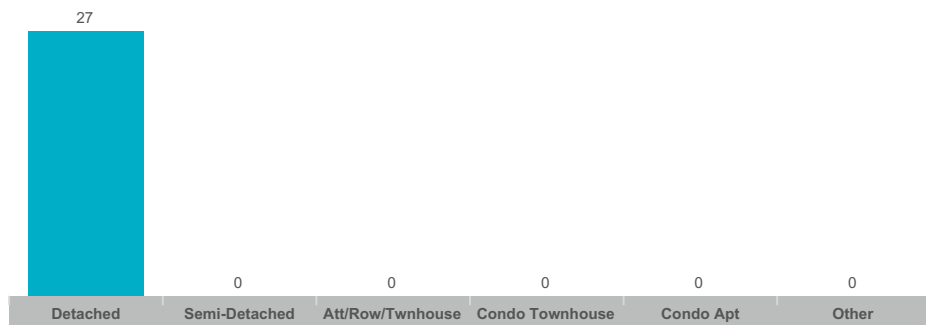
### Number of Transactions



### Average/Median Selling Price




### Number of New Listings




### Sales-to-New Listings Ratio



### Average Days on Market

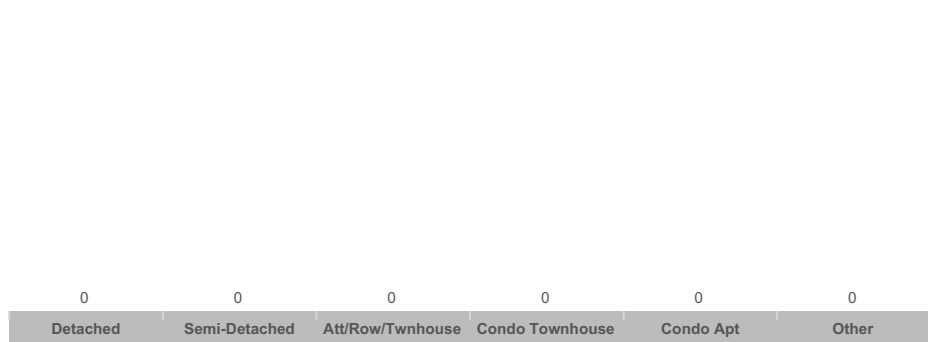


### Average Sales Price to List Price Ratio



The source of all slides is the Toronto Regional Real Estate Board. Some statistics are not reported when the number of transactions is two (2) or less. Statistics are updated on a monthly basis. Quarterly community statistics in this report may not match quarterly sums calculated from past TRREB publications.

### Number of Transactions



### Number of New Listings



### Average Days on Market



### Average/Median Selling Price



### Sales-to-New Listings Ratio



### Average Sales Price to List Price Ratio



The source of all slides is the Toronto Regional Real Estate Board. Some statistics are not reported when the number of transactions is two (2) or less. Statistics are updated on a monthly basis. Quarterly community statistics in this report may not match quarterly sums calculated from past TRREB publications.