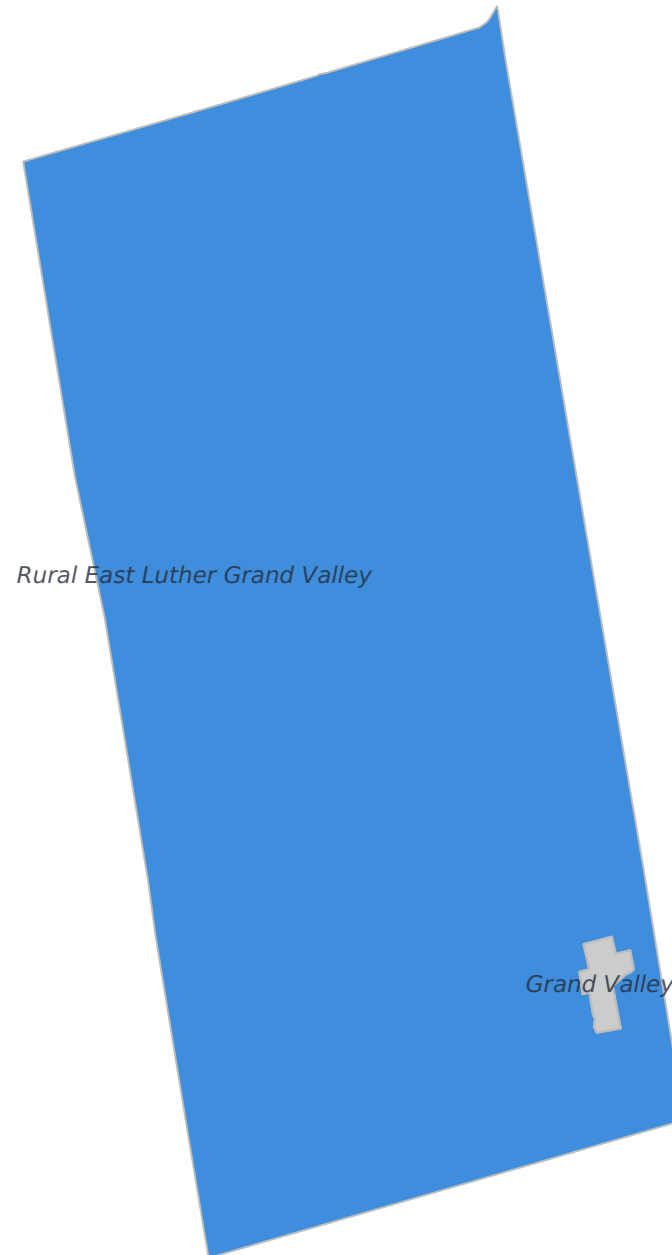


DUFFERIN - East Luther Grand Valley Q1 2026



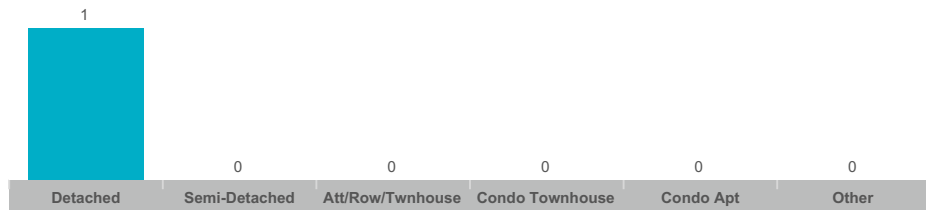
SUMMARY OF EXISTING HOME TRANSACTIONS

All Home Types 2026 Q1 East Luther Grand Valley

Community	Sales	Dollar Volume	Average Price	Median Price	New Listings	Active Listings	Avg. SP/LP	Avg. DOM
Grand Valley	1				20	15		
Rural East Luther Grand Valley	10	\$8,391,900	\$839,190	\$881,500	20	18	96%	56

The source of all slides is the Toronto Regional Real Estate Board. Some statistics are not reported when the number of transactions is two (2) or less. Statistics are updated on a monthly basis. Quarterly community statistics in this report may not match quarterly sums calculated from past TRREB publications.

Number of Transactions



Average/Median Selling Price



Number of New Listings



Sales-to-New Listings Ratio



Average Days on Market

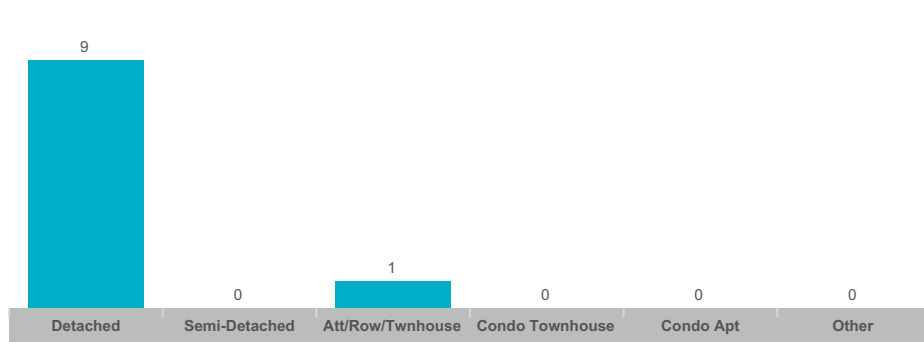


Average Sales Price to List Price Ratio



The source of all slides is the Toronto Regional Real Estate Board. Some statistics are not reported when the number of transactions is two (2) or less. Statistics are updated on a monthly basis. Quarterly community statistics in this report may not match quarterly sums calculated from past TRREB publications.

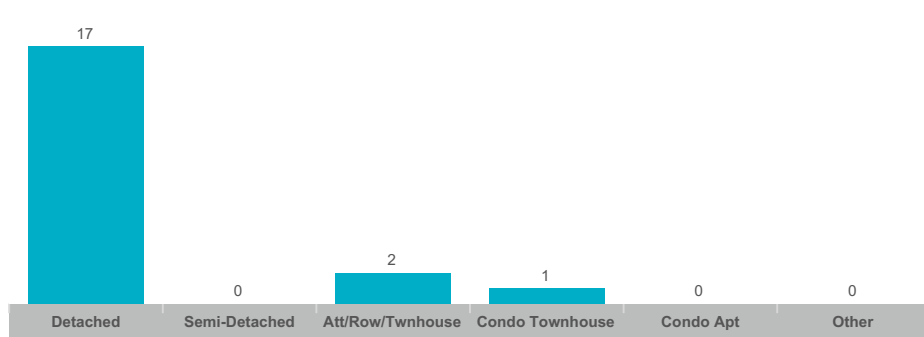
Number of Transactions



Average/Median Selling Price



Number of New Listings



Sales-to-New Listings Ratio



Average Days on Market



Average Sales Price to List Price Ratio



The source of all slides is the Toronto Regional Real Estate Board. Some statistics are not reported when the number of transactions is two (2) or less. Statistics are updated on a monthly basis. Quarterly community statistics in this report may not match quarterly sums calculated from past TRREB publications.