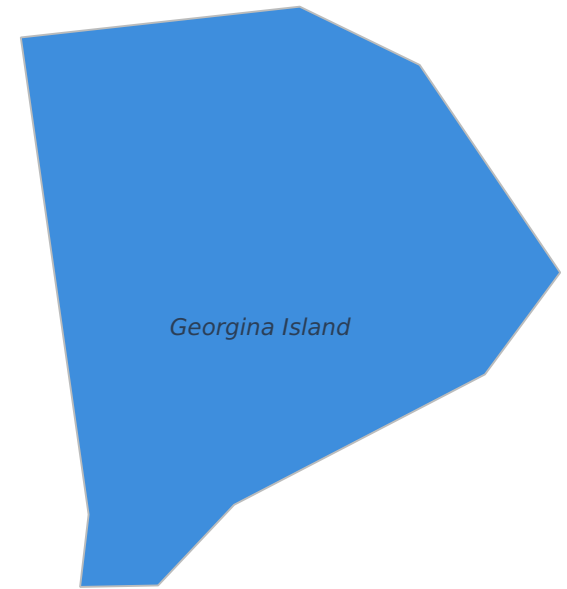


YORK - Georgina Islands Q1 2026

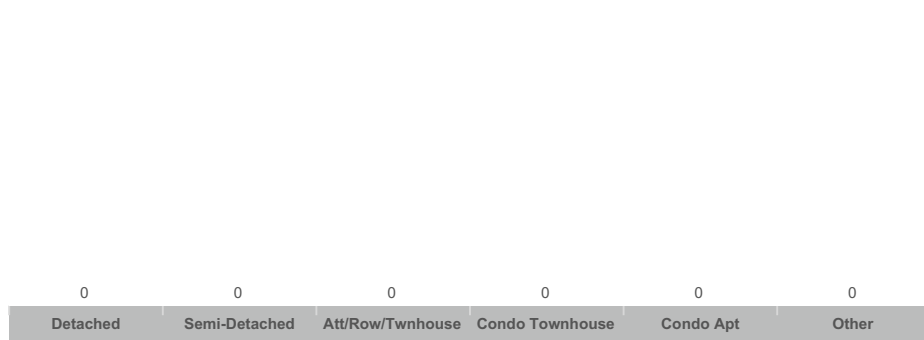


SUMMARY OF EXISTING HOME TRANSACTIONS**All Home Types 2026 Q1****Georgina Islands**

Community	Sales	Dollar Volume	Average Price	Median Price	New Listings	Active Listings	Avg. SP/LP	Avg. DOM
Fox Island	0				0.000	0.000		
Georgina Island	1				1.000	1.000		
Snake Island	0				0.000	0.000		

The source of all slides is the Toronto Regional Real Estate Board. Some statistics are not reported when the number of transactions is two (2) or less. Statistics are updated on a monthly basis. Quarterly community statistics in this report may not match quarterly sums calculated from past TRREB publications.

Number of Transactions



Number of New Listings



Average Days on Market



Average/Median Selling Price



Sales-to-New Listings Ratio

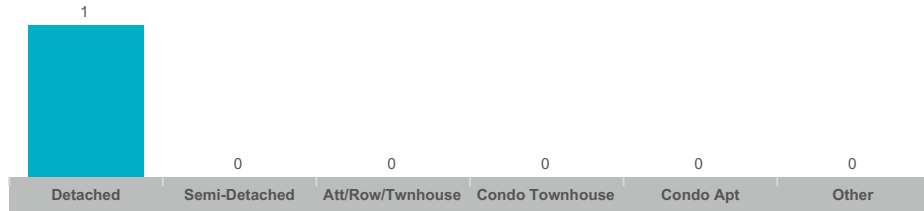


Average Sales Price to List Price Ratio

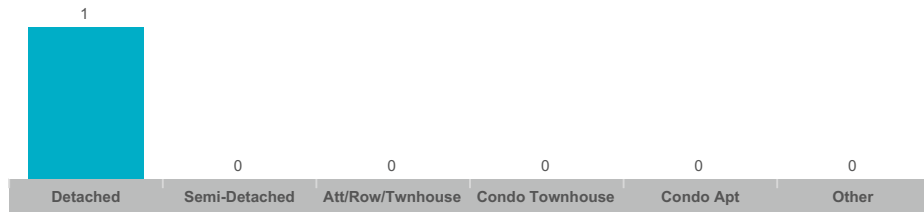


The source of all slides is the Toronto Regional Real Estate Board. Some statistics are not reported when the number of transactions is two (2) or less. Statistics are updated on a monthly basis. Quarterly community statistics in this report may not match quarterly sums calculated from past TRREB publications.

Number of Transactions



Number of New Listings



Average Days on Market



Average/Median Selling Price



Sales-to-New Listings Ratio



Average Sales Price to List Price Ratio



The source of all slides is the Toronto Regional Real Estate Board. Some statistics are not reported when the number of transactions is two (2) or less. Statistics are updated on a monthly basis. Quarterly community statistics in this report may not match quarterly sums calculated from past TRREB publications.

Number of Transactions



Number of New Listings



Average Days on Market



Average/Median Selling Price



Sales-to-New Listings Ratio



Average Sales Price to List Price Ratio



The source of all slides is the Toronto Regional Real Estate Board. Some statistics are not reported when the number of transactions is two (2) or less. Statistics are updated on a monthly basis. Quarterly community statistics in this report may not match quarterly sums calculated from past TRREB publications.